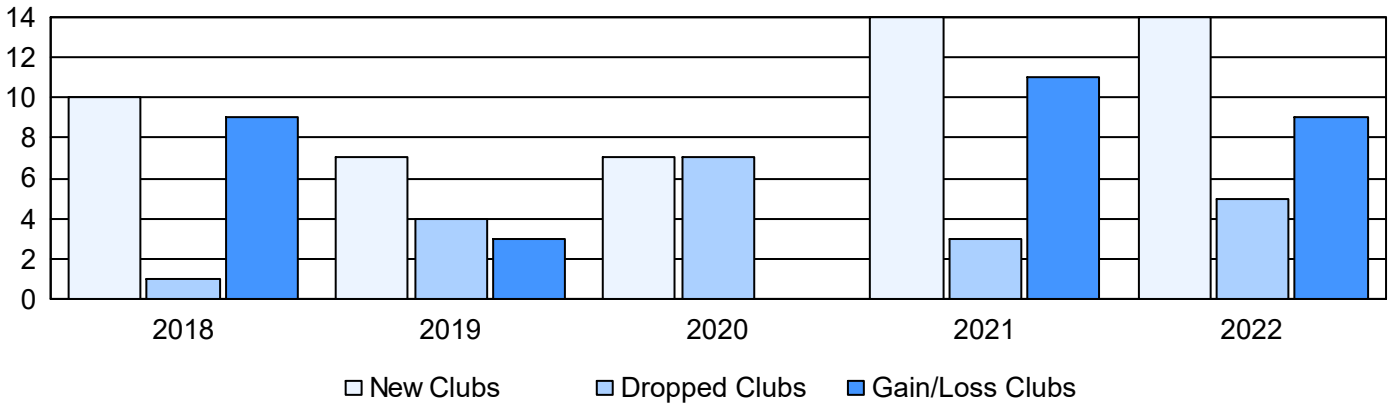
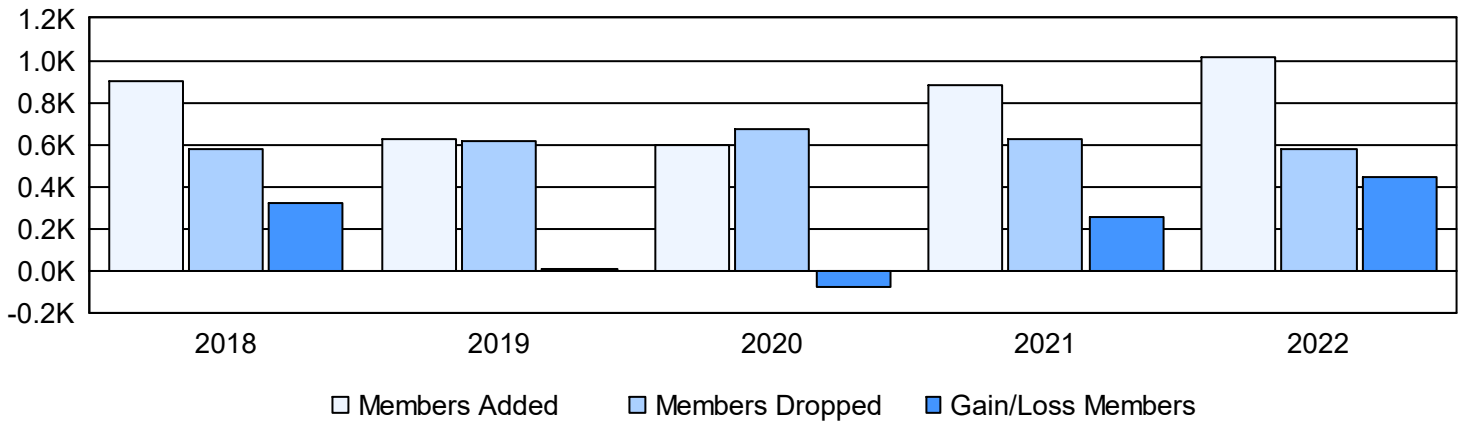


Year	New Clubs	Dropped Clubs	Gain/ Loss Clubs	New Members	Charter Members	Reinstate Members	Transfer Members	Total Member Added	Total Members Dropped	Gain/ Loss Members
2017-2018	10	1	9	552	321	23	3	899	576	323
2018-2019	7	4	3	363	241	12	5	621	616	5
2019-2020	7	7	0	398	167	24	3	592	674	-82
2020-2021	14	3	11	485	352	31	12	880	626	254
2021-2022	14	5	9	622	367	25	5	1,019	577	442
Average	10	4	6	484	290	23	6	802	614	188

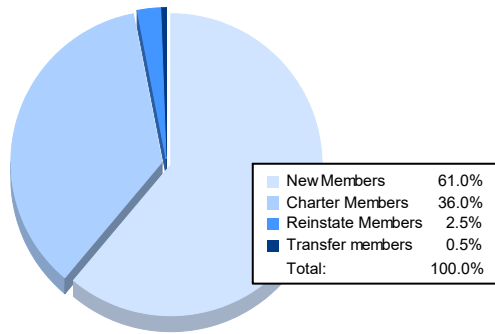
Clubs



Members



Membership Composition June 2022 Cumulative



Gender Composition June 2022 Cumulative

